

# Early Years Spring 2 Curriculum Map



## Kings, Queens, and Dragons



This half term we are learning about Kings, Queens, and Dragons. We will be learning what a Monarch is, who our queen is and who the Royal family are. We will be able to identify the features of a castle and who live in a castle. We will be able to describe a mythical creature.



# Prime Areas



## Communication and Language

The children will be working on listening to others in different situations and times throughout the day; when reading together, as talking partners and when participating in group work.

We will continue with developing our 'I think, I see, I wonder', where we look at different pictures and comment on what we can see, think, and wonder this will develop our communication skills and help gain confidence expressing ideas and thoughts.

We will continue on our focus on using the new vocabulary we are learning around our topic. We will be working on using speech to organise, sequence and clarify thinking, feelings, and ideas.

## Personal, Social and Emotional

As part of our PSE sessions, the children will be learning about how to be a good friend and enjoy healthy relationships.

We will be thinking lots about how to be kind and helpful to each other and that we can change our behaviour in different situations, thinking about how our words and actions affect others. We will work on how we play alongside others, taking into consideration others' ideas and working on turn taking.

We will continue to develop our confidence to speak in a familiar group, talking about our ideas.

## Physical

We will continue to develop our fine motor skills in lots of ways and work on our control of scissors and writing tools.

We have weekly PE sessions on a Friday afternoon, this term we are focusing on large equipment and athletics.

During this term Reception will have a big focus on letter formation to help develop those essential writing skills. Preschool will have a big focus on copying letters from their name. Please find RWI letter formation rhyme sheet at the bottom of this document to support correct letter formation at home.

## Reading

In Literacy we will be looking at texts 'Zog' and 'Knights and Dragons unite'


We will continue on our reading journey, reading a variety of fiction and non-fiction stories and fairy tales.

Reception children will have opportunities to read sentence breakers in literacy, with decodable and red words. There will also be continuous provision opportunities for reading.

Your child will have a reading book which they read with a teacher once a week, that goes home to read with an adult.

# Specific Areas

# Literacy




## Writing

The children will have various opportunities to write within different lessons and continuous provision activities with more emphasis on independent writing with decodable and red words.

Reception children are continuing on their journey with letter formation when captioning pictures and writing short sentences. We will be working on using finger spaces and full stops within our writing.

Pre-school children are continuing on pencil control when drawing pictures and name writing.

Reception children will have a weekly writing challenge that they will complete independently to receive their 'Challenge Card Certificate'.



# Maths



In Maths this term, pre-school children will be continuing singing number songs, reciting numbers to 10 and sorting a variety of objects into categories.

Reception children will be continuing on our White Rose Maths journey we will be furthering our knowledge of number to 10 by learning number bonds to 10 and taking numbers away, using objects. We will be looking at numbers to 20 by matching amounts to numbers, ordering numbers from different starting points take away doubles to 10. We are also focusing on number formation this term. There will be a number challenge weekly, that the children will complete independently to receive their 'Challenge Card Certificate'.

We will be continuing learning the names of basic 2D shapes and how to describe them, we will look for shapes in the environment.

# Expressive Arts and Design

In art we will be learning all about Arcrimboldo, by the end of the topic we will have explored who Arcrimboldo was, when and where he was born and his style of art. We will be creating a portrait, using pastels and producing an observational drawing.



# Science

We will be learning about health and self care, we will be exploring healthy and unhealthy food. We will be learning about exercise and why it is important and what it does to our bodies.




Around the apple and down the leaf.



Down the laces to the heel and around the toe.



Curl around the caterpillar.



Around the dinosaurs bottom, up his tall neck & down to his toes.



Lift off the top and scoop out the egg.



Down the stem and draw the leaves.



Around the girls face, down her hair and give her a curl.



Down the head, to his hooves and over his back.




Down the body and dot for the head.



Down his body, curl, dot for his head.




Down the kangaroo's body tail and leg.




Down the long leg.



Down Maisie, mountain, mountain.



Down Nobby and over his net.



All around the orange.



Down the pirates plait and around his face.




Round her head, up past her earring, down her hair, and flick.




Down the robots back and curl over his arm.



Slither down the snake.



Down the tower, across the tower.



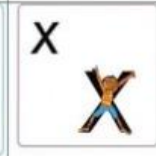
Down and under, up to the top and draw the puddle.



Down a wing, up a wing.



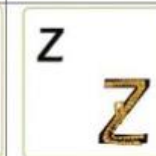
Down, up, down, up.



Down the arm and leg, repeat the other side.



Down a horn, up a horn and under head.



Zig-zag-zig.

